



Resident

2014 CATALOGUE

Resident

RESIDENT IS A CONTEMPORARY DESIGN AND MANUFACTURING COMPANY FROM NEW ZEALAND. ESTABLISHED IN 2011, RESIDENT COMBINES AN AUTHENTIC BLEND OF CRAFT, ENGINEERING AND INNOVATION TO PRODUCE A REFINED COLLECTION OF FURNITURE AND LIGHTING.

DRAWING FROM THE ECLECTIC INSPIRATIONS OF A SELECT GROUP OF DESIGNERS, RESIDENT USES A RANGE OF HIGH QUALITY MATERIALS AND PROCESSES TO PRODUCE ICONIC, PRACTICAL AND DEPENDABLE PRODUCTS

A FULLY STOCKED DISTRIBUTION HUB IN LONDON UK AND AUCKLAND NEW ZEALAND SERVES THE WORLD AND ENSURES FAST AND COST EFFECTIVE SUPPLY.

CONTACT

HEAD OFFICE/SHOWROOM

61 UPPER QUEEN STREET

NEWTON

AUCKLAND

NEW ZEALAND

PH +64 (9) 377 5556

FAX +64 (9) 377 5569

RESIDENT UK WAREHOUSE

UNIT 2, ESSENCE HOUSE

CRABTREE ROAD

THORPE INDUSTRIAL PARK

EGHAM, SURREY

TW20 8RN

PH +44 (0) 1784 431 081

FAX: +44 (0) 1784 438 763

INFO@RESIDENT.CO.NZ

WWW.RESIDENT.CO.NZ

CONTENTS - LIGHTING

PARISON PENDANT BY NAT CHESHIRE	1 - 3
FIBRE LIGHT - BOTTLE BY JAMIE MCLELLAN	4 - 5
FIBRE LIGHT - FUNNEL BY JAMIE MCLELLAN	6 - 7
BRASS 750 HEX BY RESIDENT STUDIO	8 - 9
HEX PENDANT BY RESIDENT STUDIO	10 - 12
CROSS PENDANT BY RESIDENT STUDIO	13 - 15
TRI PENDANT BY RESIDENT STUDIO	16 - 17
SEGMENT SHADE BY PHILIP CUTTANCE	18 - 19
LOTUS LIGHT BY SIMON JAMES	20 - 21
FOUNDRY FLOOR LAMP BY NAT CHESHIRE	22 - 23
SPAR FLOOR LIGHT BY JAMIE MCLELLAN	24 - 25
SPAR JUNIOR LIGHT BY JAMIE MCLELLAN	26 - 27
ODU TABLE LIGHT BY NAT CHESHIRE	28 - 29
BING PENDANT BY GIDON BING	30 - 31
BING BUNCH BY GIDON BING	32 - 33

CONTENTS - FURNITURE

SCHOLAR TABLE BY CAMERON FOGGO	34 - 36
PICK UP STICKS BY SIMON JAMES	37 - 39
TANGERINE STOOL BY SIMON JAMES	40 - 42
TANGERINE STOOL WITH BACK BY SIMON JAMES	43 - 44
TANGERINE CHAIR BY SIMON JAMES	45 - 47
ECCENTRIC MOBILE BY JAMIE MCLELLAN	48 - 50
STUDIO STOOL BY JASON WHITELEY	51 - 52
STUDIO CHAIR BY JASON WHITELEY	53 - 55
FELIX CHAIR BY SIMON JAMES	56 - 57
FLYOVER TABLE BY JAMIE MCLELLAN	58 - 59
HAWK CHAIR BY SIMON JAMES	60 - 61

PARISON PENDANT

By Nat Cheshire

THE PARISON IS A GLASS PENDANT, MOUTH BLOWN FROM A MIXTURE OF BLACK AND CLEAR GLASS. IT'S SURFACE IS A FLUID GRADIENT FROM OPAQUE TO TRANSPARENT. HOUSED IN THE NECK OF THE PENDANT, A HIGH QUALITY LED LAMP CREATES A SOFT WARM GLOWING FIXTURE. IDEAL FOR HOME OR CONTRACT USE.

HANDMADE IN NEW ZEALAND.





FIBRE LIGHT - BOTTLE

By Jamie McLellan

FIBRE LIGHT BOTTLE IS A LARGE LIGHTWEIGHT FEATURE PENDANT, CONSTRUCTED ENTIRELY FROM CARBON FIBRE. THE RADIATING CARBON STRIPS OF NEAR ZERO THICKNESS PEEL AWAY FROM EACH OTHER, CREATING DEPTH AND VOLUME IN WHAT IS A VERY LIGHTWEIGHT PIECE. A CENTRAL, STAMEN LIKE ACRYLIC DISTRIBUTES THE LIGHT EVENLY FROM WITHIN.



FIBRE LIGHT - FUNNEL

By Jamie McLellan

FIBRE LIGHT FUNNEL IS A LARGE LIGHTWEIGHT FEATURE PENDANT, CONSTRUCTED ENTIRELY FROM CARBON FIBRE. THE RADIATING CARBON STRIPS OF NEAR ZERO THICKNESS PEEL AWAY FROM EACH OTHER, CREATING DEPTH AND VOLUME IN WHAT IS A VERY LIGHTWEIGHT PIECE. A CENTRAL, STAMEN LIKE ACRYLIC DISTRIBUTES THE LIGHT EVENLY FROM WITHIN.



BRASS 750 HEX

By Resident Studio

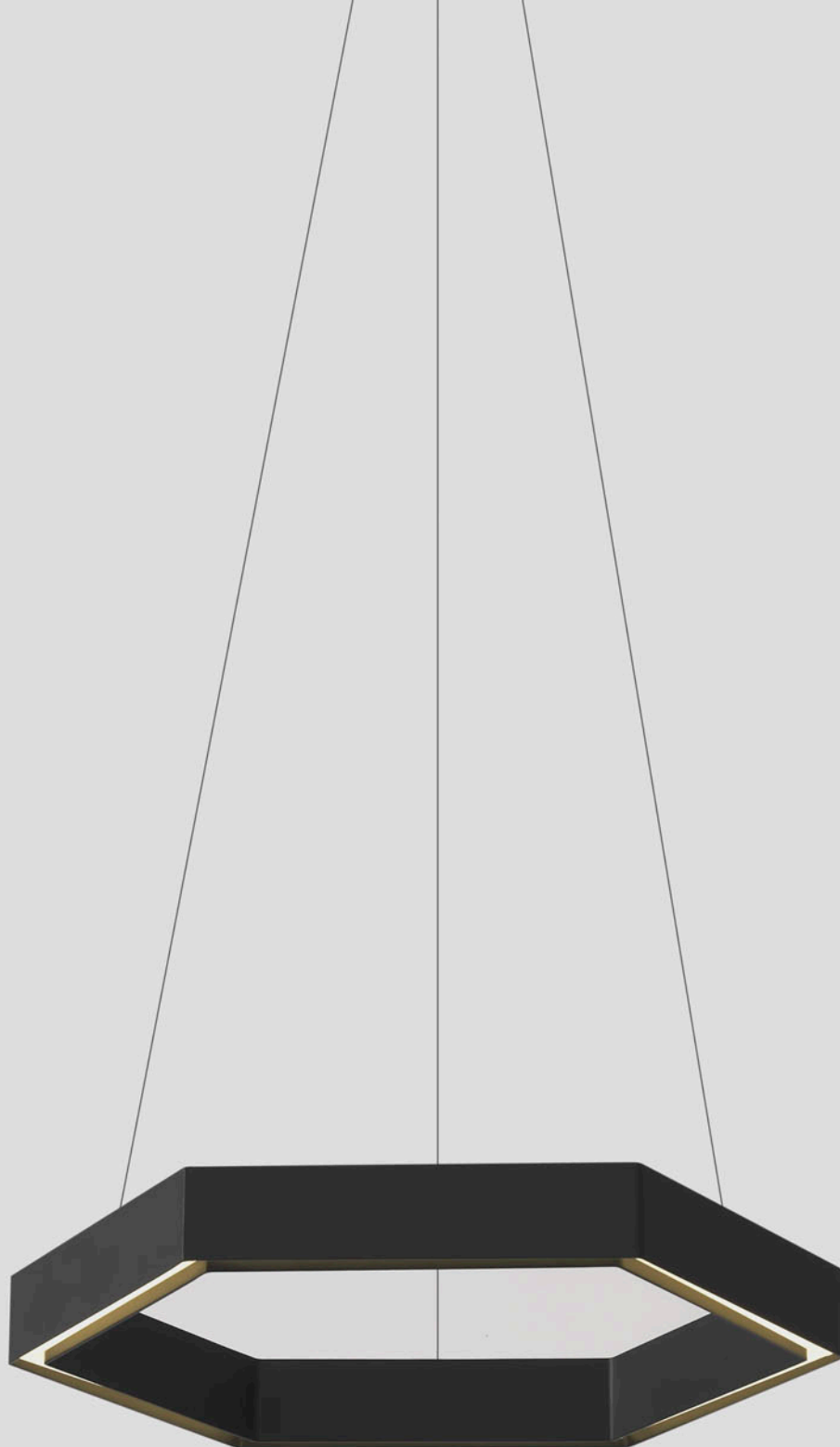
HEX 750 BRASS IS CREATED FROM BRASS ELECTROPLATED ALUMINUM WITH A HAND BRUSHED FINISH. A CLEAR MATT LACQUER THEN PROTECTS THIS IMMACULATE FINISH. THE LIGHT CONTAINS THE HIGHEST QUALITY / HIGHEST OUTPUT 24V LED STRIP AVAILABLE, WHICH IS RECESSED AND DIFFUSED TO PRODUCE A STRONG, CONSISTENT HUE.



HEX PENDANT

By Resident Studio

A HEXAGONAL SHAPED PENDANT LIGHT
CONSTRUCTED FROM ALUMINUM CHANNEL.
A MODERN ALTERNATIVE FOR BOTH HOME, OFFICE
OR RETAIL SPACES. HEX CONTAINS A WARM WHITE
LED LIGHTSOURCE AND A RECESSED POLY
PRISMATIC DIFFUSER.






CROSS PENDANT

By Resident Studio

AN OVERARCHING PENDANT LIGHT IN THE SHAPE OF A CROSS. A MODERN ALTERNATIVE FOR HOME, OFFICE OR RETAIL SPACES. TWO OPPOSING ALUMINUM CHANNELS INTERSECT TO PROPEL WARM LED LIGHT THROUGH A RECESSED POLY PRISMATIC DIFFUSER.





TRI PENDANT

By Resident Studio

TRI IS A TRIANGULAR SHAPED PENDANT LIGHT
CONSTRUCTED FROM BRASS CHANNEL. THREE
INTERSECTING LINES CULMINATE AT A CENTRE
POINT, TO DISPLAY THIS CLASSIC GEOMETRIC SHAPE.
A RECESSED AND DIFFUSED LED LIGHT SOURCE
REFLECTS OFF THE INSIDE OF THE CHANNEL TO
DELIVER A WARM HUE. AVAILABLE IN BRASS.



SEGMENT SHADE

By Philip Cuttance

THE SEGMENT SHADE IS A CERAMIC PENDANT LIGHT MADE UP OF 11 DIFFERENT FACES, EACH BANDSAW CUT ON A DIFFERENT ANGLE TO REVEAL A DISTINCTIVE HORIZONTAL TEXTURE. THIS SHADE IS MADE FROM PURE WHITE CHINA CLAY, SOURCED FROM MATAURI BAY, NEW ZEALAND.



LOTUS LIGHT

By Simon James

A PENDANT LIGHT INSPIRED BY THE LOTUS FLOWER,
WHICH INVESTIGATES THE REPETITION OF THREE
IDENTICAL PRESSED SHAPES. AVAILABLE IN COPPER.



FOUNDRY FLOOR LIGHT

By Nat Cheshire

THE FOUNDRY FLOOR LAMP STANDS 1.9M HIGH, IT'S SEAMLESS 20MM ALUMINIUM BODY TRACES A RECTANGULAR VOLUME IN SPACE. A HIGH QUALITY LED LIGHT SOURCE PROJECTS WARM LIGHT ONTO THE SURFACE BELOW. AT THE BASE, HAND-CAST BRONZE PROVIDES A COUNTERWEIGHT TO THE CANTILEVERED HEIGHT OF THE LAMP.



SPAR FLOOR LIGHT

By Jamie Mclellan

THIS LARGE CANTILEVERED FLOOR LIGHT TAKES ITS INSPIRATION FROM THE MAST ARRANGEMENTS OF CLASSIC SAILING BOATS. THE SIMPLE, TWO DIMENSIONAL SILHOUETTE RELIES ON A TENSIONED ELECTRICAL CABLE FOR SUPPORT. CONSTRUCTED IN SPUN ALUMINUM AND STEEL, THE SPAR FLOOR LIGHT BREAKS DOWN FOR EASY SHIPPING



SPAR JUNIOR

By Jamie Mclellan

SPAR JUNIOR TAKES THE SAME ICONIC GEOMETRY OF THE SPAR FLOOR LIGHT AND SCALES IT INTO A CANTILEVERED TABLE LIGHT. THE SPUN ALUMINIUM SHADE PIVOTS ON TWO AXIS, ALLOWING LIGHT TO BE DIRECTED AS DESIRED



ODU TABLE LIGHT

By Nat Cheshire

ODU IS A DESK LAMP. ITS SINGLE, POLISHED BRASS ARMATURE FOLLOWS A CONTINUOUS AND UNBALANCED LINE, CONCEALING ALL THE MECHANISMS OF A WARM LED LAMP. A SPHERE OF POLISHED CRIMSON MARBLE RESTS ON A BRASS LEG: ITS DIAMETER IS FITTED TO THE PALM, A QUARTER-TURN OPERATES THE INTERNAL SWITCH.



BING PENDANT

By Gidon Bing

THIS SMALL CRACKED CERAMIC PENDANT MEASURES 140MM WIDE X 110MM TALL. IT IS MADE TO BE SHOWN IN NUMBERS EITHER IN A LINE OR A CLUSTER. BING PENDANTS ARE HANDCRAFTED AND REFINED USING TRADITIONAL SCULPTING TECHNIQUES, USING PURE WHITE CHINA CLAY FROM MATAURI BAY NEW ZEALAND. THE BING PENDANT IS FINELY FINISHED WITH A BONE COLORED FINE CRACKLE GLAZE AND CHARCOAL OXIDES.

HANDMADE IN NEW ZEALAND.



BING BUNCH

By Gidon Bing

BING BUNCH IS AN ARRANGEMENT OF BING PENDANTS HELD TOGETHER IN SERIES WITH HEXAGONAL CEILING BRACKETS. THE CRACKED CERAMIC SHADES PLAY OFF EACH OTHER AT DIFFERENT HEIGHTS CREATING A STRONG GROUP SILHOUETTE. THE BRACKET PLACED BACK TO BACK PROVIDES ELEGANT STRUCTURE AS WELL AS CONSISTENT SPACING ACROSS THE CEILING. THE HEXAGONAL BRACKET HOLDS 1-7 SHADES.

HANDMADE IN NEW ZEALAND.



SCHOLAR TABLE

By Cameron Foggo

CONSTRUCTED FROM A SOLID OAK BASE AND VENEER TOP AND DESCRIBED AS HAVING A TIMELESS AND PAIRED-BACK QUALITY THIS TABLE IS IDEAL FOR BOTH THE HOME AND OFFICE. ALTHOUGH MASCULINE IN APPEARANCE, IT'S SOFT EDGES EVOKE SUBTLE LUXURY WITH IT'S FRAME FLAT-PACKING FOR EASE OF SHIPMENT.





PICK UP STICKS

By Simon James

PICK UP STICKS WAS BORN OUT OF THE NEED FOR A COMFORTABLE ARMCHAIR WHOSE UPHOLSTERED COMPONENT IS PRODUCED SEPARATELY AND AT A SHORT LEAD-TIME. IDEAL FOR COMMERCIAL OR RESIDENTIAL USE, PICK UP STICKS CELEBRATES A SOLID OAK FRAME, WHICH EXHIBITS REFINED PROFILE DETAILS THROUGHOUT.





TANGERINE STOOL

By Simon James

MADE FROM SOLID OAK, THE TANGERINE STOOL IS AN EXTENSION OF THE POPULAR TANGERINE FAMILY. IT'S LIGHTWEIGHT AND STREAMLINED APPEARANCE IS TEMPERED BY THE ROBUSTNESS OF STEEL CROSSBARS, MAKING THE PRODUCT IDEAL FOR CONTRACT USE. CARRYING ON THE ICONIC SEAT AND BACK DETAIL THIS STOOL IS AVAILABLE WITH AND WITHOUT BACK.





TANGERINE STOOL WITH BACK

By Simon James

MADE FROM SOLID OAK, THE TANGERINE STOOL IS AN EXTENSION OF THE POPULAR TANGERINE FAMILY. IT'S LIGHTWEIGHT AND STREAMLINED APPEARANCE IS TEMPERED BY THE ROBUSTNESS OF STEEL CROSSBARS, MAKING THE PRODUCT IDEAL FOR CONTRACT USE. CARRYING ON THE ICONIC SEAT AND BACK DETAIL THIS STOOL IS AVAILABLE WITH AND WITHOUT BACK.



TANGERINE CHAIR

By Simon James

THIS CLEAN LINED STACKABLE WOODEN CHAIR IS IDEAL FOR THE HOME, HOSPITALITY AND COMMERCIAL ENVIRONMENTS. AVAILABLE IN THREE FINISHES OF NATURAL OAK, WHITE WASH AND BLACK STAIN, IT'S LIGHT WEIGHT LOOK AND SUBTLE FORM OFFER A REFINED LOOK TO COMPLEMENT MOST TABLES.

THIS STRUCTURALLY STRONG CHAIR IS IDEAL FOR CONTRACT USE

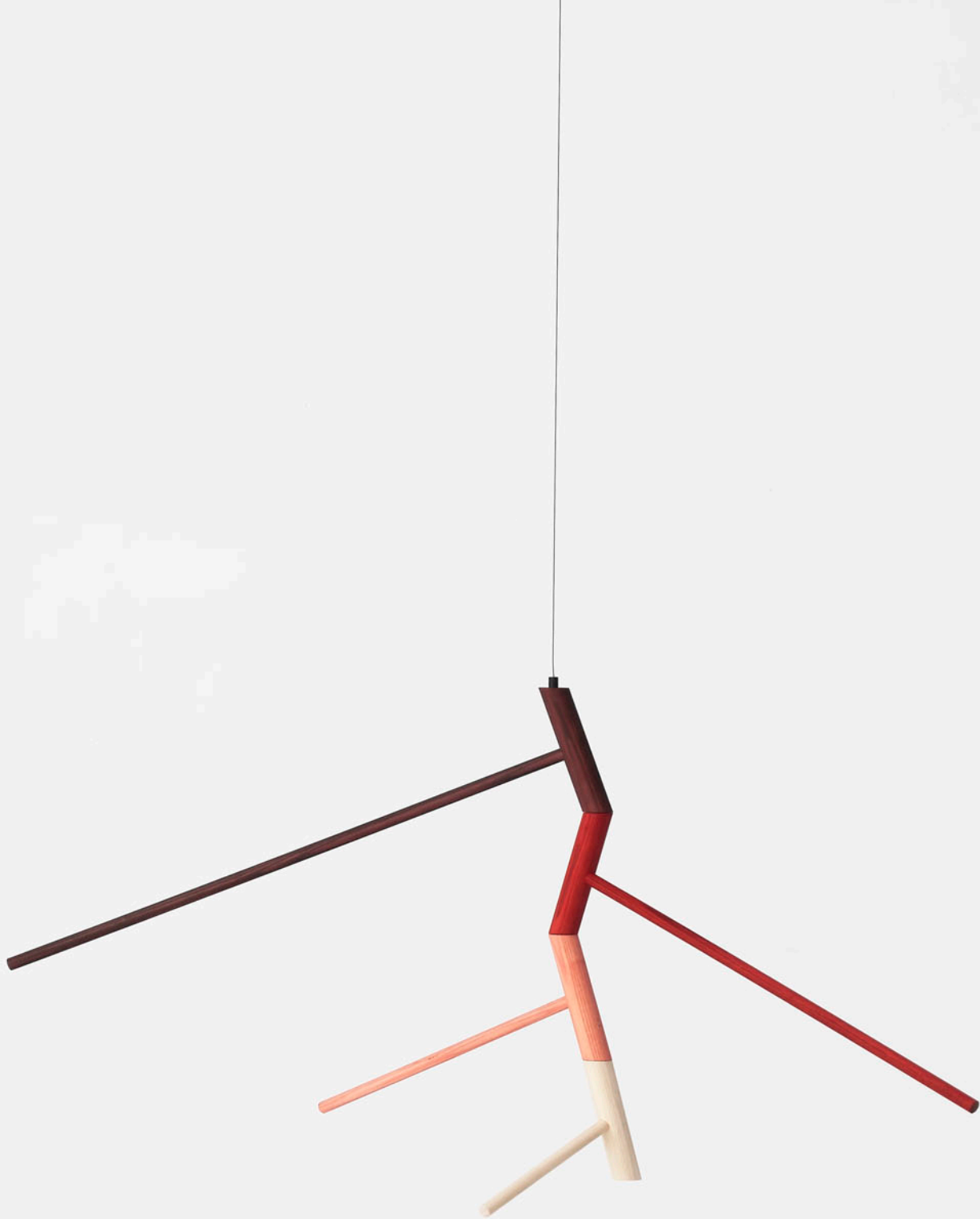




ECCENTRIC MOBILE

By Jamie McLellan

CRAFTED FROM BIRCH, ECCENTRIC MOBILE IS A PRECISION ENGINEERED HANGING OBJECT WHOSE PARTS GENTLY ROTATE ABOUT MULTIPLE AXIS, PROVIDING AN EVER-CHANGING PIECE OF AERIAL SCULPTURE. THE PIECE SPINS ON EMBEDDED MICRO-BEARINGS AND IS PERFECTLY BALANCED, DESPITE ITS VISUAL ASYMMETRIES.





STUDIO STOOL

By Jason Whiteley

THE STUDIO STOOL IS A SIMPLE CUBE, SUPPORTED BY CROSS-BRACING AND SUBTLY AUGMENTED BY THE SUBTRACTION OF A SHALLOW SPHERE FROM THE TOP TO CREATE A COMFORTABLE SEATING SURFACE. THE STOOL SHIPS FLAT-PACKED AND CAN BE EASILY KNOCKED-DOWN AND REASSEMBLED FOR STORAGE OR CHANGING REQUIREMENTS.

THIS STRUCTURALLY STRONG STOOL IS IDEAL FOR CONTRACT USE.



STUDIO CHAIR

By Jason Whiteley

THE STUDIO CHAIR IS A SIMPLE, GEOMETRICALLY PRECISE CHAIR THAT HAS A SMALL FOOTPRINT AND SUBTLE CURVES, CREATING A COMFORTABLE SITUATION FOR SITTING. FORMALLY THE CHAIR REFERS TO A TYPOLOGY OF COMMON, ROBUST WOOD CHAIRS ORIGINATING IN SWITZERLAND. THE STUDIO CHAIR SHIPS FLAT-PACKED, IS EASILY ASSEMBLED AND JUST AS QUICKLY KNOCKED-DOWN FOR STORAGE OR CHANGING CONFIGURATIONS.

THIS STRUCTURALLY STRONG CHAIR IS IDEAL FOR CONTRACT USE.





FELIX CHAIR

By Simon James

THE FELIX CHAIR WAS BORN OUT OF THE NEED FOR A GENUINELY COMFORTABLE ARMCHAIR. SOFT UPHOLSTERED LINES CONTRAST THE INDUSTRIAL NATURE OF A WELL ENGINEERED BASE.


THIS CHAIR CAN STAND ALONE OR SIT AROUND A DINING OR BOARDROOM TABLE.



FLYOVER TABLE

By Jamie McLellan

THE FLYOVER FAMILYS' LONGITUDINAL DESIGN AND PARALLEL LINES ARE REMINISCENT OF THE UNDERSIDE OF BRIDGES, UNDERPASSES AND MOTORWAY FLYOVERS. TWO PIECES OF THIN SHEET METAL ARE FOLDED INTO UPSIDE DOWN U CHANNELS TO CREATE THE TABLE TOP, WHICH SITS UPON PEDESTAL FIN LEGS. ELEGANTLY MACHINED ANGLE BRACKETS HOLD THE STRUCTURE TOGETHER.



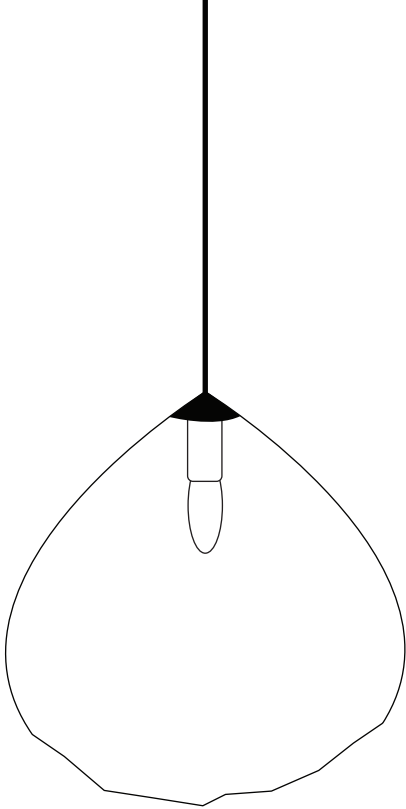
HAWK CHAIR

By Simon James

THE HAWK CHAIR IS A SOLID OAK DINING CHAIR
FEATURING CLEAN LINES AND A GENEROUS
FOOTPRINT. THE SUBTLE RECESSED PANELS DISPLAY
VARYING AMOUNTS OF WOOD TEXTURE.

THIS STRUCTURALLY STRONG CHAIR IS IDEAL FOR
CONTRACT USE.

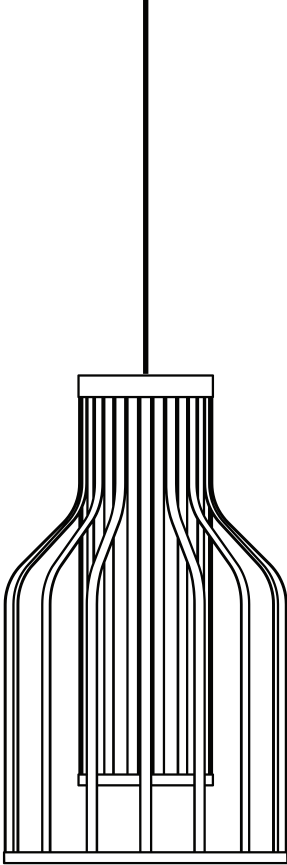




PARISON PENDANT

THE PARISON IS A GLASS PENDANT, MOUTH BLOWN FROM A MIXTURE OF BLACK AND CLEAR GLASS. IT'S SURFACE IS A FLUID GRADIENT FROM OPAQUE TO TRANSPARENT. HOUSED IN THE NECK OF THE PENDANT, A HIGH QUALITY LED LAMP CREATES A SOFT WARM GLOWING FIXTURE.

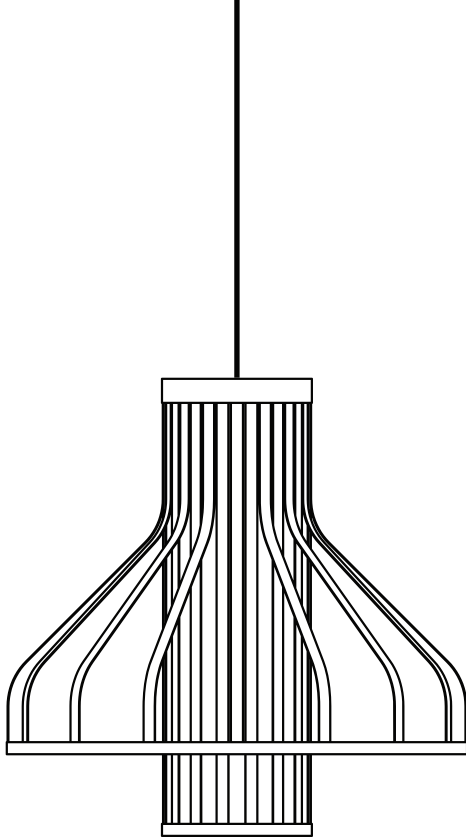
DESIGNER	NAT CHESHIRE
DESCRIPTION	PENDANT LIGHT
MATERIALS	GLASS
PRODUCT CODE	PAR001
COLOUR OPTIONS	GLASS BLACK TO CLEAR FADE
PACKAGING CBM	W560MM X D560MM X H560MM 0.17
DIMENSIONS	DIA 360MM X H360MM
BULB SPEC	LED 4W E14 2700K



FIBRE LIGHT - BOTTLE

FIBRE LIGHT BOTTLE IS A LARGE LIGHTWEIGHT FEATURE PENDANT, CONSTRUCTED ENTIRELY FROM CARBON FIBRE. THE RADIATING CARBON STRIPS OF NEAR ZERO THICKNESS PEEL AWAY FROM EACH OTHER, CREATING DEPTH AND VOLUME IN WHAT IS A VERY LIGHTWEIGHT PIECE. A CENTRAL, STAMEN LIKE ACRYLIC DISTRIBUTES THE LIGHT EVENLY FROM WITHIN.

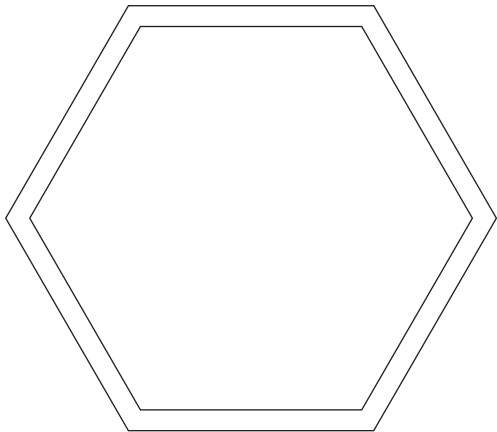
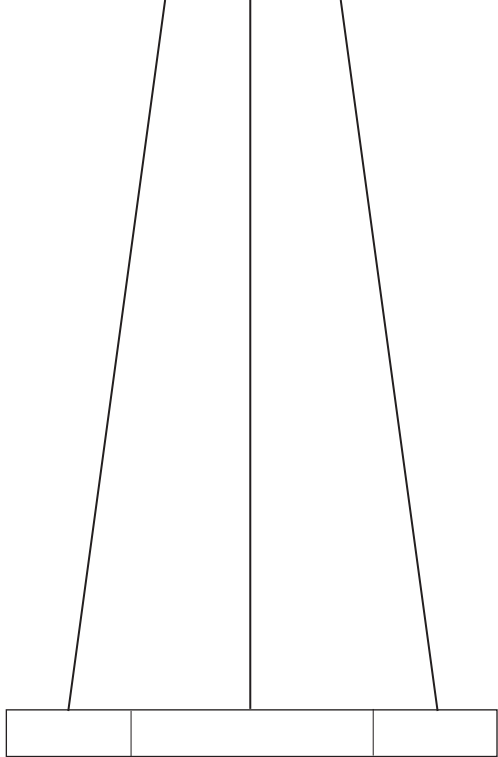
DESIGNER	JAMIE MCLELLAN
DESCRIPTION	PENDANT LIGHT
MATERIALS	CARBON FIBRE
PRODUCT CODE	FIB001
COLOUR OPTIONS	CARBON FIBRE
PACKAGING	0.5 X 0.5 X 0.62
CBM	0.15
DIMENSIONS	DIA 390MM X H528MM
BULB SPEC	LED 8W E27 2700K



FIBRE LIGHT - FUNNEL

FIBRE LIGHT FUNNEL IS A LARGE LIGHTWEIGHT FEATURE PENDANT, CONSTRUCTED ENTIRELY FROM CARBON FIBRE. THE RADIATING CARBON STRIPS OF NEAR ZERO THICKNESS PEEL AWAY FROM EACH OTHER, CREATING DEPTH AND VOLUME IN WHAT IS A VERY LIGHTWEIGHT PIECE. A CENTRAL, STAMEN LIKE ACRYLIC DISTRIBUTES THE LIGHT EVENLY FROM WITHIN.

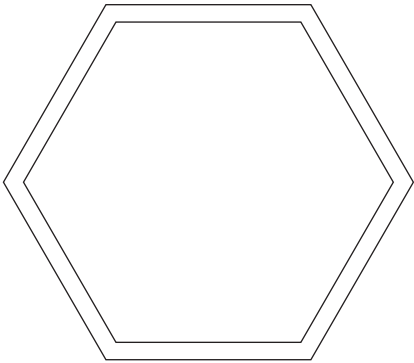
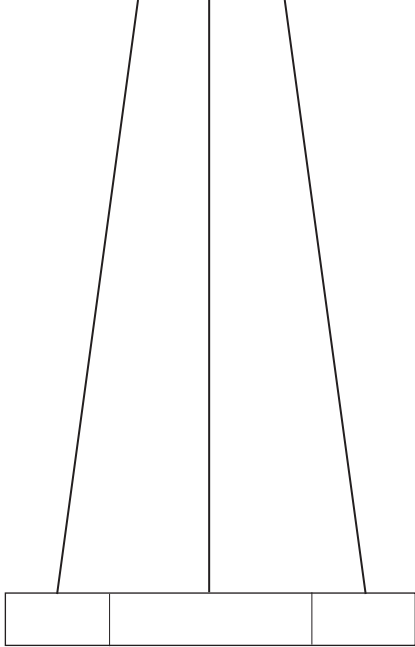
DESIGNER	JAMIE MCLELLAN
DESCRIPTION	PENDANT LIGHT
MATERIALS	CARBON FIBRE
PRODUCT CODE	FIB002
COLOUR OPTIONS	CARBON FIBRE
PACKAGING	0.67 X 0.67 X .42
CBM	0.19
DIMENSIONS	DIA 570MM X H318MM
BULB SPEC	LED 8W E27 2700K



HEX 750 BRASS PENDANT

HEX 750 BRASS IS CONSTRUCTED FROM ALUMINUM, WHICH IS TREATED WITH A LAYER OF ZINC. IT IS THEN BRASS ELECTROPLATED AND HAND BRUSHED. A CLEAR MATT LACQUER THEN PROTECTS THIS IMMACULATE FINISH. THIS LIGHT CONTAINS THE HIGHEST QUALITY / HIGHEST OUTPUT 24V LED STRIP AVAILABLE, WHICH IS RECESSED AND DIFFUSED TO PRODUCE A STRONG, CONSISTENT HUE.

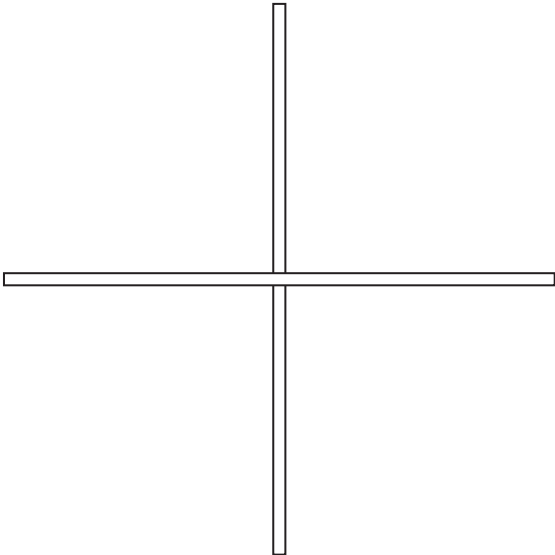
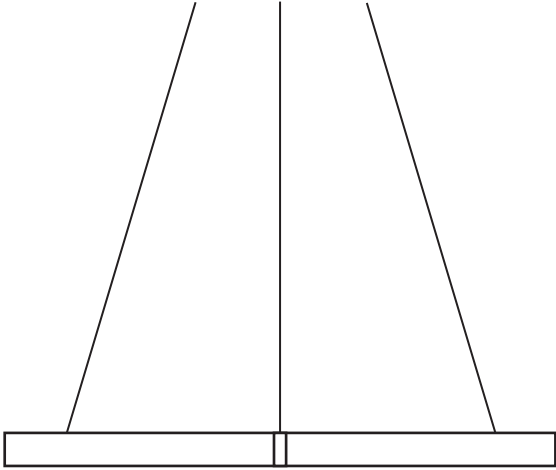
DESIGNER	RESIDENT STUDIO
DESCRIPTION	PENDANT LIGHT
MATERIALS	ALUMINIUM / BRASS ELECTROPLATING
PRODUCT CODE	HEX 750 BRASS - HEX002BR
COLOUR OPTIONS	BRUSHED BRASS
PACKAGING CBM	0.82 X 0.82 X 0.10 0.067
DIMENSIONS	W790MM X D675MM X H60MM
BULB SPEC	LED STRIP COLOUR TEMPERATURE 2700K. 24 VOLTS DC



HEX LIGHT

A HEXAGONAL SHAPED PENDANT LIGHT CONSTRUCTED FROM ALUMINUM CHANNEL. A MODERN ALTERNATIVE FOR BOTH HOME, OFFICE OR RETAIL SPACES. HEX CONTAINS A WARM WHITE LED LIGHTSOURCE AND A RECESSED POLY PRISMATIC DIFFUSER.

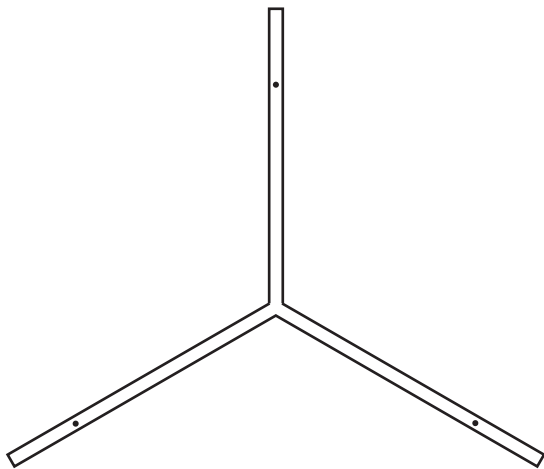
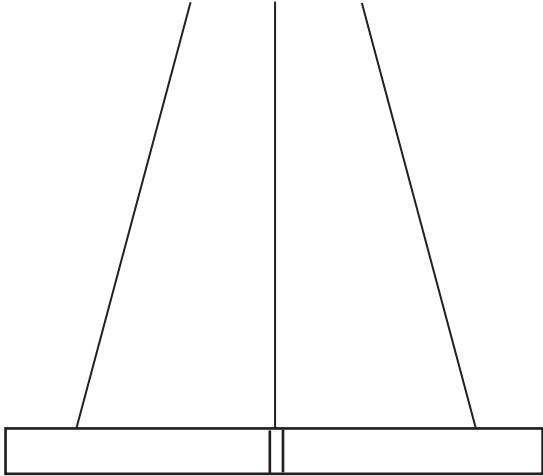
DESIGNER	RESIDENT STUDIO
DESCRIPTION	PENDANT LIGHT
MATERIALS	LASERCUT ALUMINIUM
PRODUCT CODE	HEX PENDANT WHITE - HEX001W HEX PENDANT BLACK - HEX001B
COLOUR OPTIONS	POWERCOATED MATT WHITE POWERCOATED MATT BLACK
PACKAGING CBM	0.60 X 0.60 X 0.10 0.036
DIMENSIONS	W470MM X D550MM X H60MM
BULB SPEC	LED STRIP COLOUR TEMPERATURE 2700K. 24 VOLTS DC



CROSS PENDANT

AN OVERARCHING PENDANT LIGHT IN THE SHAPE OF A CROSS. A MODERN ALTERNATIVE FOR HOME, OFFICE OR RETAIL SPACES. TWO OPPOSING ALUMINUM CHANNELS INTERSECT TO PROPEL WARM LED LIGHT THROUGH A RECESSED POLY PRISMATIC DIFFUSER.


DESIGNER	RESIDENT STUDIO
DESCRIPTION	PENDANT LIGHT
MATERIALS	LASERCUT ALUMINIUM
PRODUCT CODE	CROSS PENDANT WHITE - CRS001W CROSS PENDANT BLACK - CRS001B
COLOUR OPTIONS	POWERCOATED MATT WHITE POWERCOATED MATT BLACK
PACKAGING CBM	1.1 X 1.1 X 0.10 0.12
DIMENSIONS	W1000MM X D1000MM X H60MM
BULB SPEC	LED STRIP COLOUR TEMPERATURE 2700K. 24 VOLTS DC



TRI PENDANT

TRI IS A TRIANGULAR SHAPED PENDANT LIGHT CONSTRUCTED FROM BRASS CHANNEL. THREE INTERSECTING LINES CULMINATE AT A CENTRE POINT, TO DISPLAY THIS CLASSIC GEOMETRIC SHAPE. A RECESSED AND DIFFUSED LED LIGHT SOURCE REFLECTS OFF THE INSIDE OF THE CHANNEL TO DELIVER A WARM HUE.

DESIGNER	RESIDENT STUDIO
DESCRIPTION	PENDANT LIGHT
MATERIALS	BRASS CHANNEL / LASERCUT ALUMINIUM
PRODUCT CODE	TRI PENDANT BRASS - TRI001BR
COLOUR OPTIONS	BRUSHED BRASS
PACKAGING CBM	0.84 X 0.96 X 0.09 0.075
DIMENSIONS	W800MM X D690MM X H60MM
BULB SPEC	LED STRIP COLOUR TEMPERATURE 3200K. 24 VOLTS DC

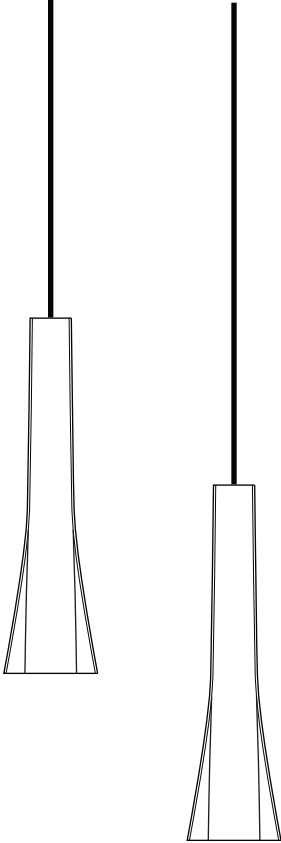


SEGMENT SHADE

THE SEGMENT SHADE IS A CERAMIC PENDANT LIGHT MADE UP OF 11 DIFFERENT FACES, EACH BANDSAW CUT ON A DIFFERENT ANGLE TO REVEAL A DISTINCTIVE HORIZONTAL TEXTURE. THIS SHADE IS MADE FROM PURE WHITE CHINA CLAY, SOURCED FROM MATAURI BAY, NEW ZEALAND

PRODUCED IN BATCHES OF 100. EACH BATCH IS UNIQUE.


DESIGNER	PHILIP CUTTANCE
DESCRIPTION	PENDANT LIGHT
MATERIALS	CERAMIC - WHITE CHINA CLAY
PRODUCT CODE	SEG001
COLOUR OPTIONS	WHITE
PACKAGING	0.25 x 0.25 x 0.25
CBM	0.015
DIMENSIONS	DIA 200mm x H200mm
BULB SPEC	4W LED, WARM WHITE 2700K



LOTUS LIGHT

A PENDANT LIGHT INSPIRED BY THE LOTUS FLOWER, WHICH INVESTIGATES THE REPETITION OF THREE IDENTICAL PRESSED SHAPES. AVAILABLE IN COPPER.

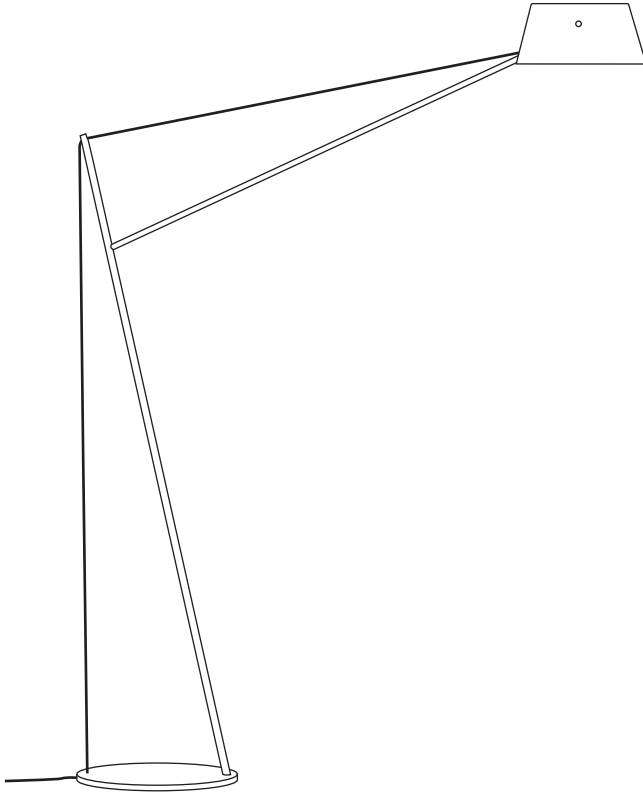
DESIGNER	SIMON JAMES
DESCRIPTION	PENDANT LIGHT
MATERIALS	PRESSED ALUMINIUM AND COPPER
PRODUCT CODE	LOTUS LIGHT COPPER - LOT001C
COLOUR OPTIONS	POLISHED COPPER
PACKAGING	0.20 X 0.20 X 0.50
CBM	0.02
DIMENSIONS	W120MM X D120MM X H400MM
BULB SPEC	4W LED, WARM WHITE 2800K



FOUNDRY FLOOR LIGHT

THE FOUNDRY FLOOR LAMP STANDS 1.9M HIGH, IT'S SEAMLESS 20MM ALUMINIUM BODY TRACES A RECTANGULAR VOLUME IN SPACE. A HIGH QUALITY LED LIGHT SOURCE PROJECTS WARM LIGHT ONTO THE SURFACE BELOW. AT THE BASE, HAND-CAST BRONZE PROVIDES A COUNTERWEIGHT TO THE CANTILEVERED HEIGHT OF THE LAMP.

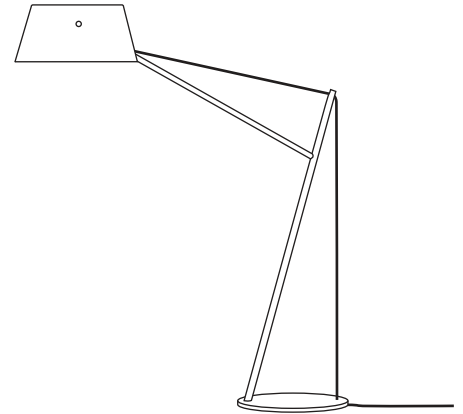
DESIGNER	NAT CHESHIRE
DESCRIPTION	FLOOR LIGHT
MATERIALS	CAST BRONZE/POWERCOATED ALUMINIUM
PRODUCT CODE	FOU001
COLOUR OPTIONS	RESIDENT BLACK POWERCOAT
PACKAGING	BOX 1 - 1.95 X 0.33 X 0.23
	BOX 2 - 0.33 X 0.23 X 0.35
CBM	0.16
DIMENSIONS	L280MM X W180MM X H1900MM
BULB SPEC	LED STRIP COLOUR TEMPERATURE 2800K 24V



SPAR FLOOR LIGHT

THIS LARGE CANTILEVERED FLOOR LIGHT TAKES ITS INSPIRATION FROM THE MAST ARRANGEMENTS OF CLASSIC SAILING BOATS. THE SIMPLE, TWO DIMENSIONAL SILHOUETTE RELIES ON A TENSIONED ELECTRICAL CABLE FOR SUPPORT. CONSTRUCTED IN SPUN ALUMINUM AND STEEL, THE SPAR FLOOR LIGHT BREAKS DOWN FOR EASY SHIPPING.

DESIGNER	JAMIE McLELLAN
DISCRIPTION	FLOOR LIGHT
MATERIALS	STEEL, POWERCOATED SPUN ALUMINIUM
PRODUCT CODE	SPAR LIGHT FLOOR ARMS BLACK - SPFO1B SPAR LIGHT BASE AND SHADE BLACK - SPBO1B
COLOUR OPTIONS	RESIDENT BLACK
PACKAGING CBM	1.58 X 0.09 X 0.08 0.035
DIMENSIONS	W1850MM X L1550MM X W360MM
BULB SPEC	E27 BULB - 7W ENERGY SAVER

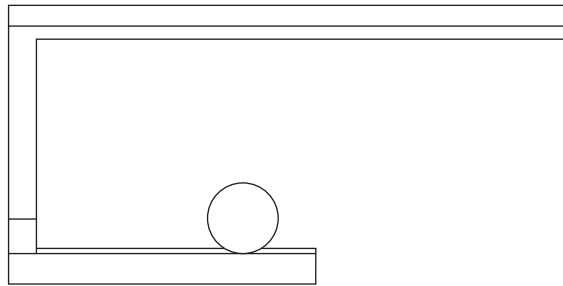


SPAR JUNIOR

SPAR JUNIOR TAKES THE SAME ICONIC GEOMETRY OF THE SPAR FLOOR LIGHT AND SCALES IT INTO A CANTILEVERED TABLE LIGHT. THE SPUN ALUMINIUM SHADE PIVOTS ON TWO AXIS, ALLOWING LIGHT TO BE DIRECTED AS DESIRED.

AVAILABLE IN BOTH WHITE WITH BLACK CABLE, AND BLACK WITH RED CABLE.

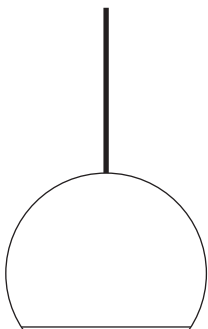
DESIGNER	JAMIE McLELLAN
DISCRIPTION	TABLE LIGHT
MATERIALS	STEEL, POWERCOATED SPUN ALUMINIUM
PRODUCT CODE	SPAR TABLE LIGHT WHITE - SPT01W SPAR TABLE LIGHT BLACK - SPT01B
COLOUR OPTIONS	RESIDENT WHITE RESIDENT BLACK
PACKAGING	0.78 X 0.52 X 0.22
CBM	0.09
DIMENSIONS	W720MM X D585MM X H215MM
BULB SPEC	E27 BULB - 7W ENERGY SAVER



OUD TABLE LIGHT

OUD IS A DESK LAMP. ITS SINGLE, POLISHED BRASS ARMATURE FOLLOWS A CONTINUOUS AND UNBALANCED LINE, CONCEALING ALL THE MECHANISMS OF A WARM LED LAMP. A SPHERE OF POLISHED CRIMSON MARBLE RESTS ON A BRASS LEG: ITS DIAMETER IS FITTED TO THE PALM, A QUARTER-TURN OPERATES THE INTERNAL SWITCH.

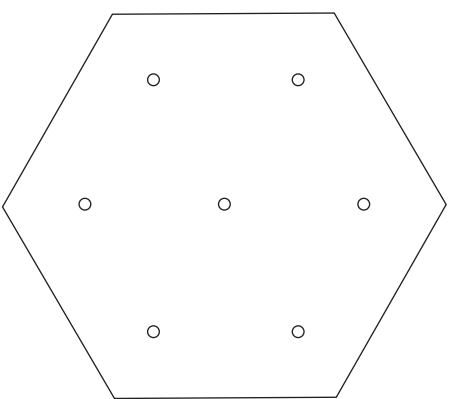
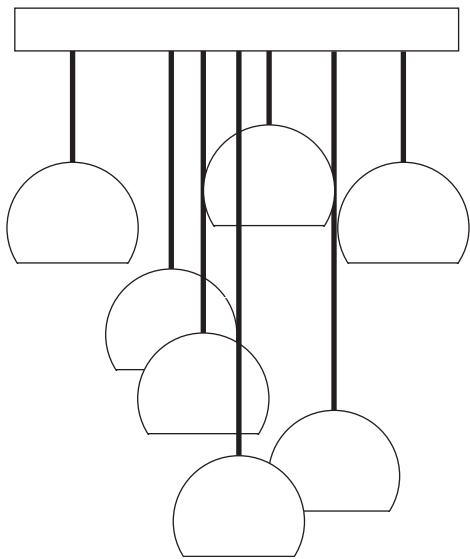
DESIGNER	NAT CHESHIRE
DISCRIPTION	DESK LAMP
MATERIALS	BRASS AND MARBLE
PRODUCT CODE	OUD TABLE LIGHT - OUD001
COLOUR OPTIONS	BRASS
PACKAGING	0.56 X 0.32 X 0.34
CBM	0.06
DIMENSIONS	L540MM X H300MM X D320MM
BULB SPEC	LED 24V DC WHITE 2700K



BING PENDANT

THIS SMALL CRACKED CERAMIC PENDANT MEASURES 140MM WIDE X 110MM TALL. IT IS MADE TO BE SHOWN IN NUMBERS EITHER IN A LINE OR A CLUSTER. BING PENDANTS ARE HANDCRAFTED AND REFINED USING TRADITIONAL SCULPTING TECHNIQUES, USING PURE WHITE CHINA CLAY FROM MATAURI BAY, NZ. THE BING PENDANT IS FINELY FINISHED WITH A BONE COLORED FINE CRACKLE GLAZE AND CHARCOAL OXIDES. HANDMADE IN NEW ZEALAND.

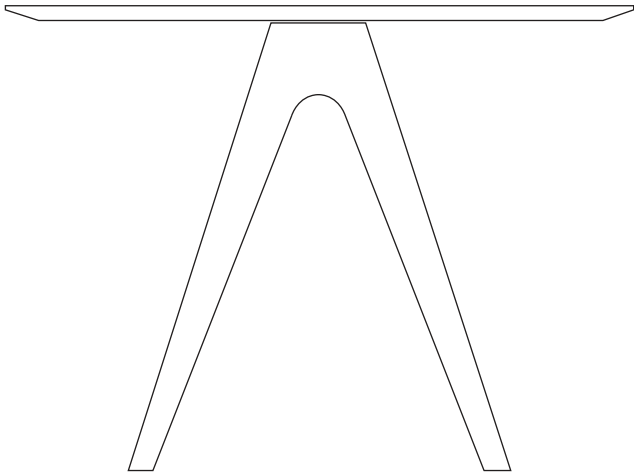
DESIGNER	GIDON BING
DESCRIPTION	PENDANT LIGHT
MATERIALS	CERAMIC
PRODUCT CODE	BING PENDANT - BNG001W
COLOUR OPTIONS	WHITE
PACKAGING CBM	0.16X 0.16 X 0.12 0.003
DIMENSIONS	WDIA135MM X H100MM
BULB SPEC	4W LED, WARM WHITE 2700K



BING BUNCH

BING BUNCH IS AN ARRANGEMENT OF BING PENDANTS HELD TOGETHER IN SERIES WITH HEXAGONAL CEILING BRACKETS. THE CRACKED CERAMIC SHADES PLAY OFF EACH OTHER AT DIFFERENT HEIGHTS CREATING A STRONG GROUP SILHOUETTE. THE BRACKET PLACED BACK TO BACK PROVIDES ELEGANT STRUCTURE AS WELL AS CONSISTENT SPACING ACROSS THE CEILING. THE HEXAGONAL BRACKET HOLDS 1-7 SHADES AND IS PURCHASED SEPARATELY. THEY ARE HANDCRAFTED AND REFINED USING TRADITIONAL SCULPTING TECHNIQUES, USING PURE WHITE CHINA CLAY FROM MATAURI BAY, NZ. THE BING PENDANT IS FINELY FINISHED WITH A BONE COLORED FINE CRACKLE GLAZE AND CHARCOAL OXIDES. HANDMADE IN NEW ZEALAND.


DESIGNER	GIDON BING
DESCRIPTION	PENDANT LIGHT
MATERIALS	CERAMIC/STEEL
PRODUCT CODE	BING BUNCH - BGB001B
COLOUR OPTIONS	WHITE
PACKAGING CBM	0.50X 0.50X 0.30 0.075
DIMENSIONS	BRACKET - 500MM X 500MM
BULB SPEC	4W LED, WARM WHITE 2700K



SCHOLAR TABLE

CONSTRUCTED FROM A SOLID OAK BASE AND VENEER TOP AND DESCRIBED AS HAVING A TIMELESS AND PAIRED-BACK QUALITY THIS TABLE IS IDEAL FOR BOTH THE HOME AND OFFICE. ALTHOUGH MASCULINE IN APPEARANCE, IT'S SOFT EDGES EVOKE SUBTLE LUXURY WITH IT'S FRAME FLAT-PACKING FOR EASE OF SHIPMENT.

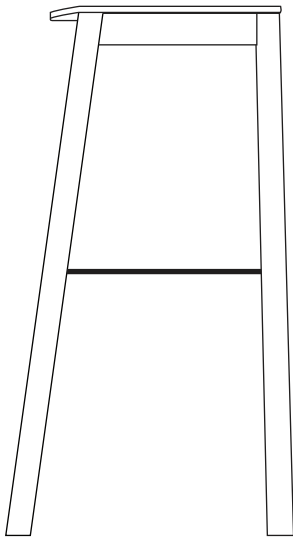
DESIGNER	CAMERON FOGGO
DESCRIPTION	DINING TABLE
MATERIALS	SOLID OAK / OAK VENEER
PRODUCT CODE	SCH001
COLOUR OPTIONS	OAK VENEER / BLACK BASE
PACKAGING CBM	2.6 X 0.95 X 0.18 0.45
DIMENSIONS	L2400MM X W850MM X H745MM



PICK UP STICKS

PICK UP STICKS WAS BORN OUT OF THE NEED FOR A COMFORTABLE ARMCHAIR WHOSE UPHOLSTERED COMPONENT IS PRODUCED SEPARATELY AND AT A SHORT LEAD-TIME. IDEAL FOR COMMERCIAL OR RESIDENTIAL USE, PICK UP STICKS CELEBRATES A SOLID OAK FRAME, WHICH EXHIBITS REFINED PROFILE DETAILS THROUGHOUT.

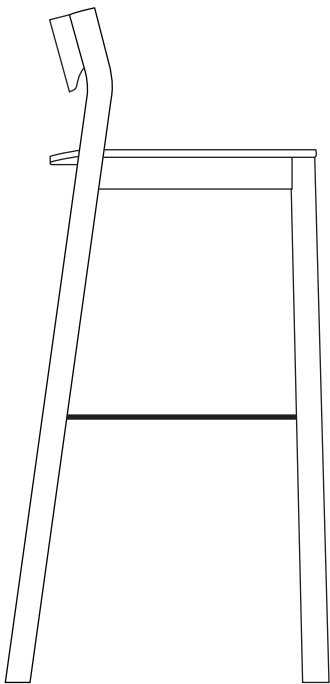
DESIGNER	SIMON JAMES
DESCRIPTION	ARMCHAIR
MATERIALS	SOLID OAK / UPHOLSTERY
PRODUCT CODE	PICK UP STICKS NATURAL OAK - PUS001N PICK UP STICKS BLACK STAIN - PUS001B
COLOUR OPTIONS	RESIDENT BLACK STAIN RESIDENT NATURAL OAK FABRIC CAMIRA BLAZER
PACKAGING	SEPERATE BOX FOR BASE AND SEAT BASE THREE BASES PER BOX - 0.73 X 0.72 X 1.05 SEAT 0.9 X 0.65 X 0.15
CBM	BASE (THREE PER BOX) 0.55 SEAT 0.08
DIMENSIONS	W675MM X D680MM X H745MM



TANGERINE STOOL

MADE FROM SOLID OAK, THE TANGERINE STOOL IS AN EXTENTION OF THE POPULAR TANGERINE FAMILY. IT'S LIGHTWEIGHT AND STREAMLINED APPEARANCE IS TEMPERED BY THE ROBUSTNESS OF STEEL CROSSBARS, MAKING THE PRODUCT IDEAL FOR CONTRACT USE. CARRYING ON THE ICONIC SEAT AND BACK DETAIL THIS STOOL IS AVAILABLE WITH AND WITHOUT BACK

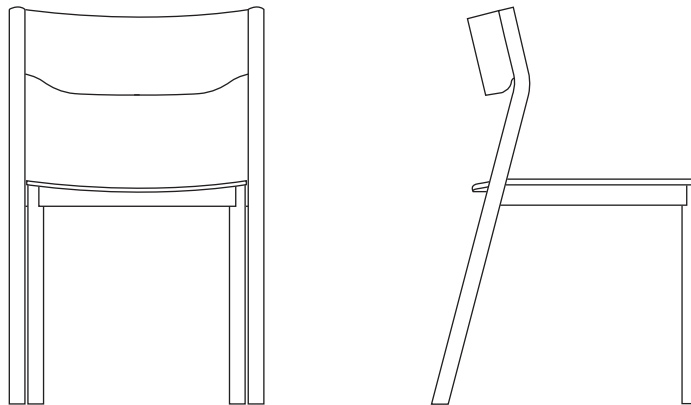
DESIGNER	SIMON JAMES
DESCRIPTION	BARSTOOL
MATERIALS	OAK
PRODUCT CODE	TANGERINE STOOL BLACK STAIN - TAN002B TANGERINE STOOL NATURAL - TAN002N
COLOUR OPTIONS	RESIDENT BLACK STAIN RESIDENT NATURAL OAK
PACKAGING CBM	0.48 x 0.53 x 0.71 0.18
DIMENSIONS	L405MM X W430MM X H690MM



TANGERINE STOOL WITH BACK

MADE FROM SOLID OAK, THE TANGERINE STOOL IS AN EXTENTION OF THE POPULAR TANGERINE FAMILY. IT'S LIGHTWEIGHT AND STREAMLINED APPEARANCE IS TEMPERED BY THE ROBUSTNESS OF STEEL CROSSBARS, MAKING THE PRODUCT IDEAL FOR CONTRACT USE. CARRYING ON THE ICONIC SEAT AND BACK DETAIL THIS STOOL IS AVAILABLE WITH AND WITHOUT BACK

DESIGNER	SIMON JAMES
DESCRIPTION	BARSTOOL WITH BACK
MATERIALS	OAK
PRODUCT CODE	TANGERINE STOOL BLACK STAIN - TAN003B TANGERINE STOOL NATURAL - TAN003N
COLOUR OPTIONS	RESIDENT BLACK STAIN RESIDENT NATURAL OAK
PACKAGING CBM	0.48 x 0.53 x 0.9 0.22
DIMENSIONS	L455MM X W430MM X H875MM

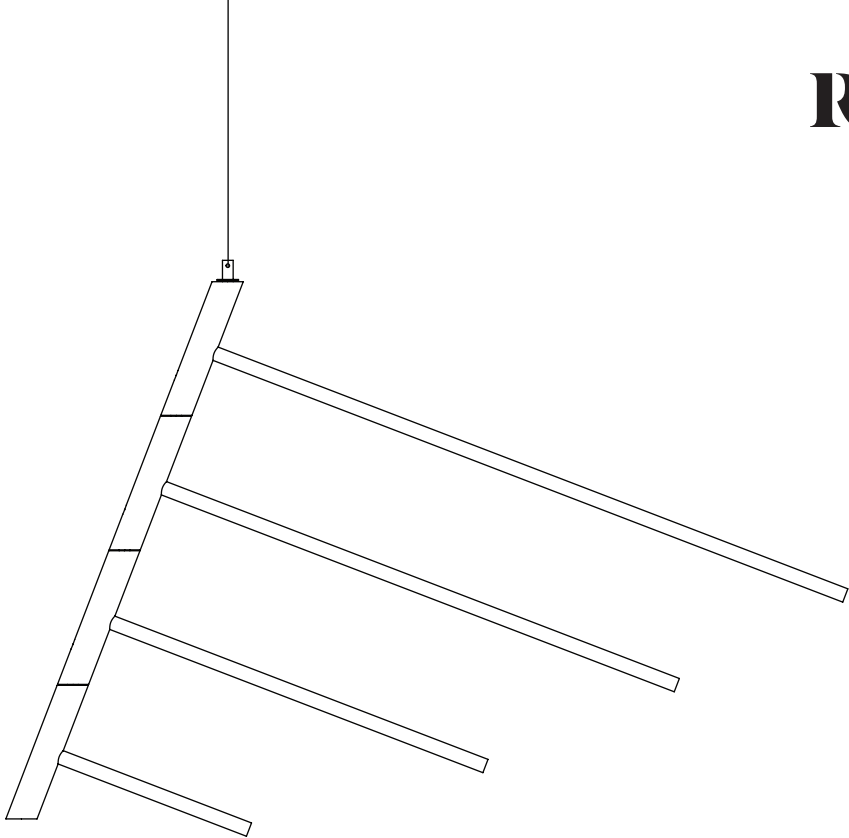


TANGERINE CHAIR

THIS CLEAN LINED STACKABLE WOODEN CHAIR IS IDEAL FOR THE HOME, HOSPITALITY AND COMMERCIAL ENVIRONMENTS. AVAILABLE IN THREE FINISHES OF NATURAL OAK, WHITE WASH AND BLACK STAIN, IT'S LIGHT WEIGHT LOOK AND SUBTLE FORM OFFER A REFINED LOOK TO COMPLEMENT MOST TABLES.

THIS STRUCTURALLY STRONG CHAIR IS IDEAL FOR HARD CONTRACT USE.


DESIGNER	SIMON JAMES
DISCRIPTION	DINING CHAIR
MATERIALS	SOLID OAK AND OAK PLYWOOD
PRODUCT CODE	TANGERINE CHAIR NATURAL - TAN001N TANGERINE CHAIR WHITE - TAN001W TANGERINE CHAIR BLACK - TAN001B
COLOUR OPTIONS	NATURAL OAK RESIDENT WHITE WASH RESIDENT BLACK STAIN
PACKAGING	0.55 X 0.59 X 0.87 (2 UNITS PER BOX)
CBM	0.28
DIMENSIONS	W505MM X D510MM X H775MM



ECCENTRIC MOBILE

CRAFTED FROM BIRCH, ECCENTRIC MOBILE IS A PRECISION ENGINEERED HANGING OBJECT WHOSE PARTS GENTLY ROTATE ABOUT MULTIPLE AXIS, PROVIDING AN EVER-CHANGING PIECE OF AERIAL SCULPTURE. EACH PART SPINS ON EMBEDDED MICRO BEARINGS. THE MOBILE IS PERFECTLY BALANCED DESPITE ITS VISUAL ASYMMETRIES.

DESIGNER	JAMIE McLELLAN
DESCRIPTION	HANGING MOBILE
MATERIALS	SOLID BIRCH
PRODUCT CODE	ECCENTRIC MOBILE NATURAL - ECCo1N ECCENTRIC MOBILE MUTLI-COLOUR - ECCo1M
COLOUR OPTIONS	RESIDENT NATURAL BIRCH MUTLI-COLOUR
PACKAGING CBM	1.00 X 0.35 X 0.05 0.02
DIMENSIONS	L950MM X W35MM X H620MM

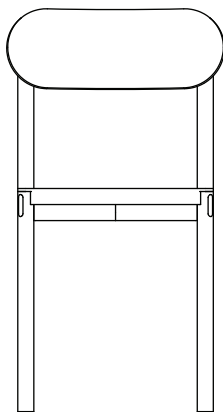


STUDIO STOOL

THE STUDIO STOOL IS A SIMPLE CUBE, SUPPORTED BY CROSS-BRACING AND SUBTLY AUGMENTED BY THE SUBTRACTION OF A SHALLOW SPHERE FROM THE TOP TO CREATE A COMFORTABLE SEATING SURFACE. THE STOOL SHIPS FLAT-PACKED AND CAN BE EASILY KNOCKED-DOWN AND REASSEMBLED FOR STORAGE OR CHANGING REQUIREMENTS..

THIS STRUCTURALLY STRONG STOOL IS IDEAL FOR HARD CONTRACT USE.

DESIGNER	JASON WHITELEY
DISCRIPTION	LOW STOOL
MATERIALS	SOLID BIRCH
PRODUCT CODE	STUDIO STOOL NATURAL - STS002N STUDIO STOOL WHITE - STS002W
COLOUR OPTIONS	NATURAL BIRCH RESIDENT WHITE WASH
PACKAGING	0.45 X 0.46 X 0.08
CBM	0.02
DIMENSIONS	W350MM X D350MM X H450MM




STUDIO CHAIR

THE STUDIO CHAIR IS A SIMPLE, GEOMETRICALLY PRECISE CHAIR THAT HAS A SMALL FOOTPRINT AND SUBTLE CURVES, CREATING A COMFORTABLE SITUATION FOR SITTING. FORMALLY THE CHAIR REFERS TO A TYPOLOGY OF COMMON, ROBUST WOOD CHAIRS ORIGINATING IN SWITZERLAND. THE STUDIO CHAIR SHIPS FLAT-PACKED, IS EASILY ASSEMBLED AND JUST AS QUICKLY KNOCKED-DOWN FOR STORAGE OR CHANGING CONFIGURATIONS.

THIS STRUCTURALLY STRONG CHAIR IS IDEAL FOR HARD CONTRACT USE.

DESIGNER	JASON WHITELEY
DISCRIPTION	DINING CHAIR
MATERIALS	SOLID BIRCH
PRODUCT CODE	STUDIO CHAIR NATURAL - STCoo1N STUDIO CHAIR BLACK - STCOO1B
COLOUR OPTIONS	NATURAL BIRCH RESIDENT BLACK STAIN
PACKAGING CBM	0.83 X 0.45 X 0.13 0.05
DIMENSIONS	W425MM X D420MM X H805MM

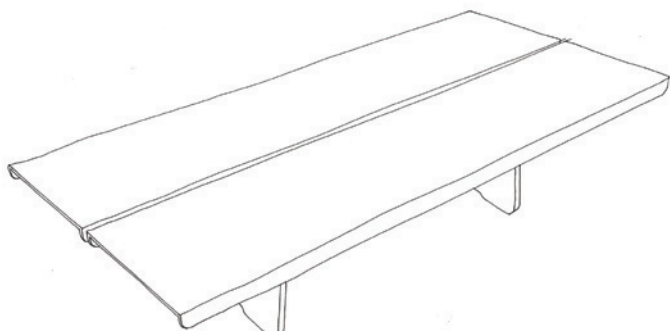


FELIX CHAIR

THE FELIX CHAIR WAS BORN OUT OF THE NEED FOR A GENUINELY COMFORTABLE ARMCHAIR. SOFT UPHOLSTERED LINES CONTRAST THE INDUSTRIAL NATURE OF A WELL ENGINEERED BASE.

THIS CHAIR CAN STAND ALONE OR SIT AROUND A DINING OR BOARDROOM TABLE.

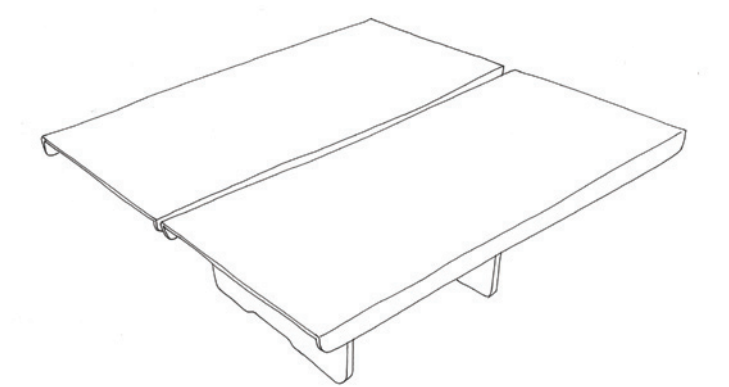
DESIGNER	SIMON JAMES
DISCRIPTION	BRAKOUT CHAIR
MATERIALS	STEEL, PLYWOOD AND FOAM
PRODUCT CODE	FEX001
COLOUR OPTIONS	FABRIC CAMIRA BLAZER BLACK BASE
PACKAGING	0.78 X 0.65 X 0.9
CBM	0.45
DIMENSIONS	W670MM X D550MM X H770MM



FLYOVER TABLE - LONG

THE FLYOVER FAMILY'S' LONGITUDINAL DESIGN AND PARALLEL LINES ARE REMINISCENT OF THE UNDERSIDE OF BRIDGES, UNDERPASSES AND MOTORWAY FLYOVERS. TWO PIECES OF THIN SHEET METAL ARE FOLDED INTO UPSIDE DOWN U CHANNELS TO CREATE THE TABLE TOP, WHICH SITS UPON PEDESTAL FIN LEGS. ELEGANTLY MACHINED ANGLE BRACKETS HOLD THE STRUCTURE TOGETHER.

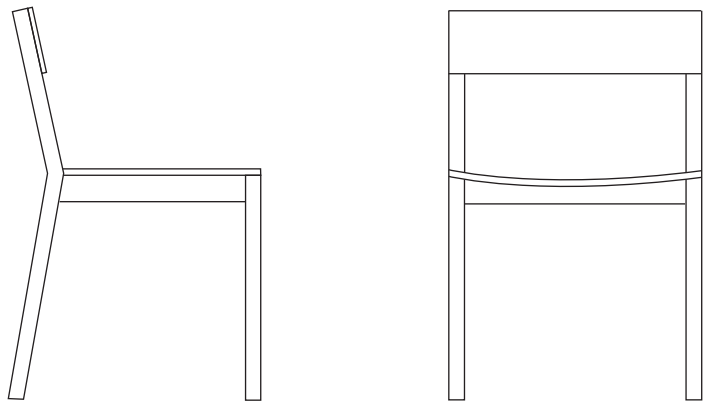
DESIGNER	JAMIE McLELLAN
DISCRIPTION	COFFEE TABLE
MATERIALS	STEEL
PRODUCT CODE	FLYOVER TABLE LONG YELLOW - FLY001Y FLYOVER TABLE LONG WHITE - FLY001W
COLOUR OPTIONS	RESIDENT WHITE RESIDENT YELLOW
PACKAGING CBM	1.49 X 0.35 X 0.07 0.037
DIMENSIONS	L1450MM X W545MM X H300MM



FLYOVER TABLE - SQUARE

THE FLYOVER FAMILY'S' LONGITUDINAL DESIGN AND PARALLEL LINES ARE REMINISCENT OF THE UNDERSIDE OF BRIDGES, UNDERPASSES AND MOTORWAY FLYOVERS. TWO PIECES OF THIN SHEET METAL ARE FOLDED INTO UPSIDE DOWN U CHANNELS TO CREATE THE TABLE TOP, WHICH SITS UPON PEDESTAL FIN LEGS. ELEGANTLY MACHINED ANGLE BRACKETS HOLD THE STRUCTURE TOGETHER.

DESIGNER	JAMIE McLELLAN
DISCRIPTION	COFFEE TABLE
MATERIALS	STEEL
PRODUCT CODE	FLYOVER TABLE SQUARE WHITE - FLYOO2W
COLOUR OPTIONS	RESIDENT WHITE
PACKAGING CBM	0.77 X 0.42 X 0.10 0.032
DIMENSIONS	L725MM X W725MM X H300MM



HAWK CHAIR

THE HAWK CHAIR IS A SOLID OAK DINING CHAIR FEATURING CLEAN LINES AND A GENEROUS FOOTPRINT. THE SUBTLE RECESSED PANELS DISPLAY VARYING AMOUNTS OF WOOD TEXTURE.

THIS STRUCTURALLY STRONG CHAIR IS IDEAL FOR HARD CONTRACT USE.

DESIGNER	SIMON JAMES
DISCRIPTION	DINING CHAIR
MATERIALS	SOLID OAK AND OAK PLYWOOD
PRODUCT CODE	HAWK CHAIR NATURAL - HAW001N
COLOUR OPTIONS	NATURAL OAK
PACKAGING	0.95 X 0.65 X 0.55 (2 UNITS PER BOX)
CBM	0.34
DIMENSIONS	W500MM X D490MM X H770MM